


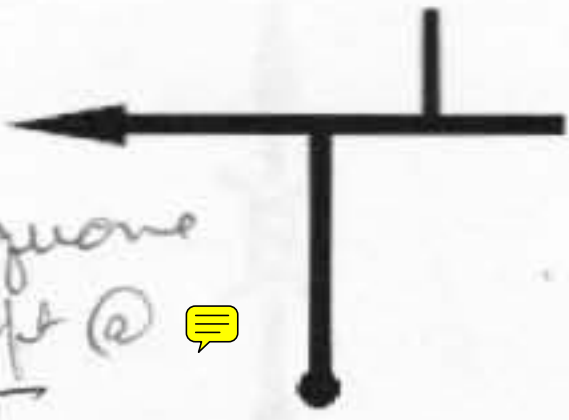
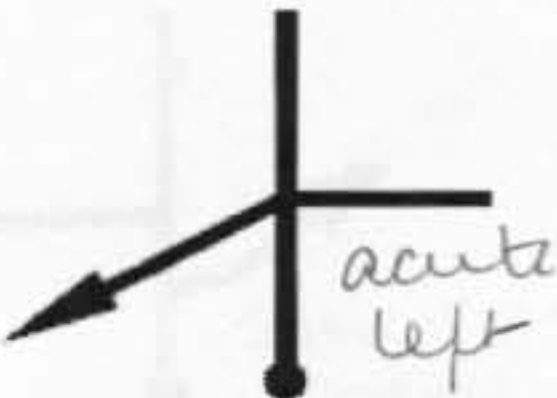







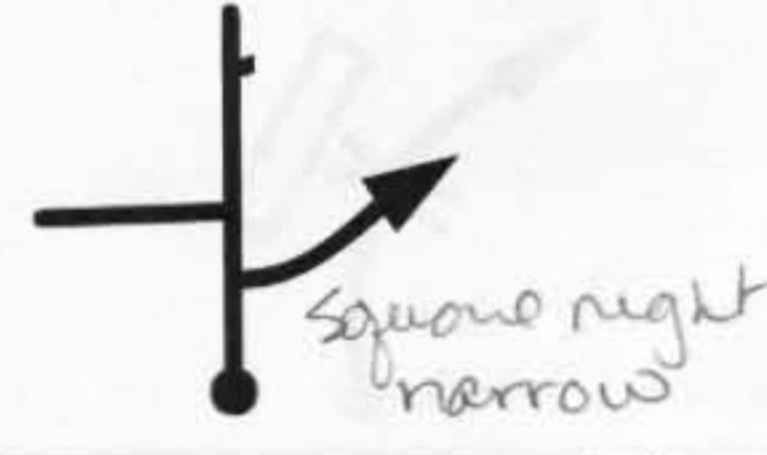
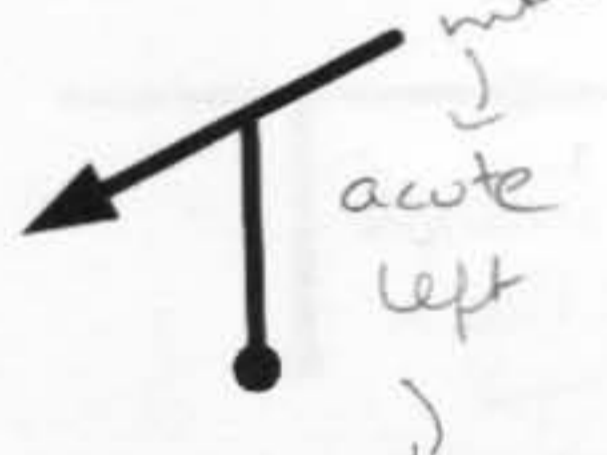
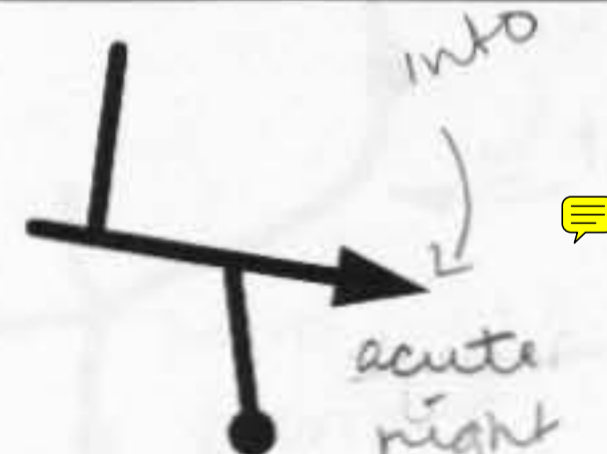

© 2008 Microsoft
Virtual Earth




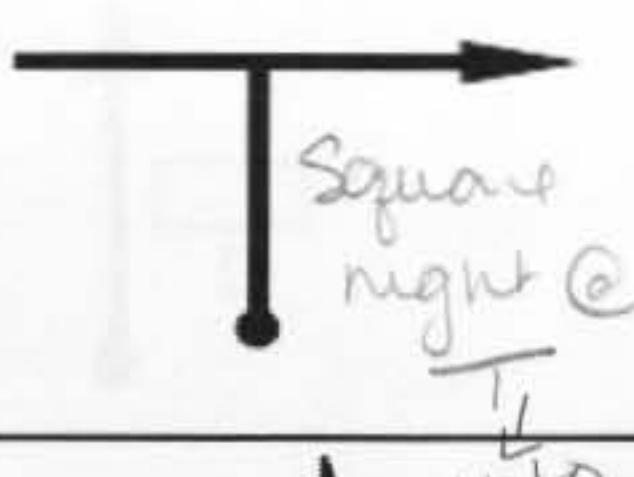
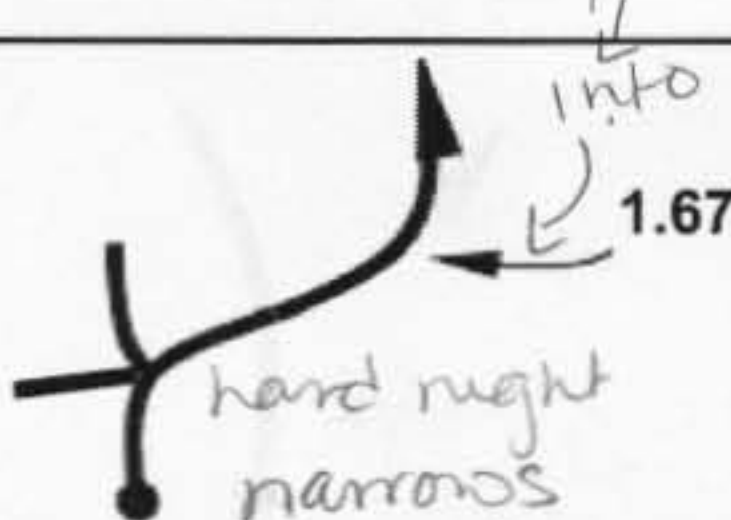

Microsoft
Virtual Earth™








Targa Competition: BASE Times & Speeds					Page 33 of 60	
Targa Stage:	5-3 Brigus					
Master Base:	01:26	86.0	Length: 2.05			
CATEGORIES	Road Condition 1 		Road Condition 2		Road Condition 3	
	TIME (MM:SS)	SPEED (Kph)	TIME (MM:SS)	SPEED (Kph)	TIME (MM:SS)	SPEED (Kph)
1-Open	01:24	88.2	01:29	83.2	01:34	78.8
2-SS-Small	01:45	70.2	01:51	66.3	01:58	62.7
2-SS-Large	01:43	71.6	01:49	67.6	01:55	63.9
2-MS-Small	01:39	74.8	01:45	70.5	01:51	66.8
2-MS-Large	01:37	76.1	01:43	71.8	01:49	67.9
3-SS-Small	01:43	71.6	01:49	67.6	01:55	64.0
3-SS-Large	01:41	73.0	01:47	68.9	01:53	65.2
3-MS-Small	01:38	75.6	01:44	71.3	01:49	67.5
3-MS-Large	01:36	76.9	01:42	72.5	01:48	68.6
4-SS-Small	01:41	73.3	01:47	69.1	01:53	65.4
4-SS-Large	01:39	74.7	01:45	70.5	01:51	66.7
4-MS-Small	01:36	76.7	01:42	72.4	01:48	68.5
4-MS-Large	01:35	77.9	01:40	73.5	01:46	69.6
5-SS-Small	01:38	75.1	01:44	70.8	01:50	67.0
5-SS-Large	01:37	76.4	01:42	72.1	01:48	68.2
5-MS-Small	01:35	77.9	01:40	73.5	01:46	69.5
5-MS-Large	01:33	79.2	01:39	74.7	01:44	70.7
6-SS-Small	01:36	77.2	01:41	72.8	01:47	68.9
6-SS-Large	01:34	78.4	01:40	74.0	01:45	70.0
6-MS-Small	01:33	79.5	01:38	75.0	01:44	71.0
6-MS-Large	01:32	80.6	01:37	76.1	01:43	72.0
7-SS-Small	01:33	79.2	01:39	74.7	01:44	70.7
7-SS-Large	01:32	80.3	01:37	75.8	01:43	71.7
7-MS-Small	01:31	81.3	01:36	76.7	01:42	72.6
7-MS-Large	01:30	82.3	01:35	77.6	01:40	73.5
8-SS-Small	01:31	81.2	01:36	76.6	01:42	72.5
8-SS-Large	01:30	82.3	01:35	77.7	01:40	73.5
8-MS-Small	01:29 	83.3	01:34	78.6	01:39	74.4
8-MS-Large	01:28	84.1	01:33	79.3	01:38	75.1
9-SS-Small	01:29	82.9	01:34	78.2	01:40	74.0
9-SS-Large	01:28	84.1	01:33	79.3	01:38	75.1
9-MS-Small	01:27	85.1	01:32	80.3	01:37	76.0
9-MS-Large	01:26	86.0	01:31	81.1	01:36	76.8
9.5-Hybrid	01:29	83.1	01:34	78.4	01:40	74.2

Targa Competition: TROPHY Times & Speeds					Page 34 of 60		
Targa Stage:	5-3 Brigus						
Trophy Base:	01:56	63.7	Length: 2.05				
CATEGORIES	Road Condition 1		Road Condition 2		Road Condition 3		
	TIME (MM:SS)	SPEED (Kph)	TIME (MM:SS)	SPEED (Kph)	TIME (MM:SS)	SPEED (Kph)	
1-Open	01:53	65.3	02:00	61.6	02:07	58.3	
2-SS-Small	02:22	52.0	02:30	49.1	02:39	46.5	
2-SS-Large	02:19	53.0	02:27	50.0	02:36	47.4	
2-MS-Small	02:13	55.4	02:21	52.3	02:29	49.5	
2-MS-Large	02:11	56.4	02:19	53.2	02:27	50.3	
3-SS-Small	02:19	53.1	02:27	50.1	02:36	47.4	
3-SS-Large	02:16	54.1	02:25	51.0	02:33	48.3	
3-MS-Small	02:12	56.0	02:20	52.8	02:28	50.0	
3-MS-Large	02:10	56.9	02:17	53.7	02:25	50.8	
4-SS-Small	02:16	54.3	02:24	51.2	02:32	48.4	
4-SS-Large	02:13	55.3	02:21	52.2	02:29	49.4	
4-MS-Small	02:10	56.8	02:18	53.6	02:25	50.7	
4-MS-Large	02:08	57.7	02:16	54.5	02:23	51.5	
5-SS-Small	02:13	55.6	02:21	52.5	02:29	49.6	
5-SS-Large	02:10	56.6	02:18	53.4	02:26	50.6	
5-MS-Small	02:08	57.7	02:16	54.4	02:23	51.5	
5-MS-Large	02:06	58.6	02:13	55.3	02:21	52.4	
6-SS-Small	02:09	57.2	02:17	53.9	02:25	51.0	
6-SS-Large	02:07	58.1	02:15	54.8	02:22	51.9	
6-MS-Small	02:05	58.9	02:13	55.5	02:20	52.6	
6-MS-Large	02:04	59.7	02:11	56.3	02:18	53.3	
7-SS-Small	02:06	58.7	02:13	55.3	02:21	52.4	
7-SS-Large	02:04	59.5	02:11	56.1	02:19	53.1	
7-MS-Small	02:02	60.3	02:10	56.8	02:17	53.8	
7-MS-Large	02:01	61.0	02:08	57.5	02:16	54.4	
8-SS-Small	02:03	60.1	02:10	56.7	02:17	53.7	
8-SS-Large	02:01	61.0	02:08	57.5	02:16	54.5	
8-MS-Small	02:00	61.7	02:07	58.2	02:14	55.1	
8-MS-Large	01:58	62.3	02:06	58.8	02:13	55.6	
9-SS-Small	02:00	61.4	02:07	57.9	02:15	54.8	
9-SS-Large	01:58	62.3	02:06	58.8	02:13	55.6	
9-MS-Small	01:57	63.1	02:04	59.5	02:11	56.3	
9-MS-Large	01:56	63.7	02:03	60.1	02:10	56.9	
9.5-Hybrid	02:00	61.5	02:07	58.0	02:14	54.9	

START 5-3: Brigus			Distance:	6.71 Kms.	Page 35
START 5-4: Marysvale			Time:	30 Mins.	of 60
Instr. No.	Distance Accum.	Distance Incr.	Tulip Diagram	Information	Distance Decl.
1	0.00	0.00		<i>lighter humor - Driver</i> 5-3 START TIME: 13 : 21 : 30 hour mins secs 22 00 Car 0 at: 13:00:00 2.05	6.71
2	0.13	0.13			6.58
3	0.28	0.15			6.43
4	0.36	0.08		onto Forge Rd.	6.35
5	0.45	0.09		(onto North St.)	6.26
6	0.57	0.12		past Water St.	6.14
Dist. to Next Instr.		0.20	200m hard right @ y @ crest downhill narrow		

START 5-3: Brigus			Distance:	6.71 Kms.	Page 36
START 5-4: Marysvale			Time:	30 Mins.	of 60
Instr. No.	Distance Accum.	Distance Incr.	Tulip Diagram	Information	Distance Decl.
7	0.77	0.20		at crest - downhill, narrows 1.28	5.94
8	0.83	0.06		Caution one lane raised bridge, wooden deck 1.22	5.88
9	1.00	0.17		(onto Barrack's Lane), narrow 1.05	5.71
10	1.08	0.08		(onto Magistrates Hill) 0.97	5.63
11	1.11	0.03		onto James' Hill 0.94	5.60
12	1.18	0.07		at crest into downhill 0.87	5.53
Dist. to Next Instr.		0.07	70m square left blind - narrows		

START 5-3: Brigus			Distance:	6.71 Kms.	Page 37
START 5-4: Marysvale			Time:	30 Mins.	of 60
Instr. No.	Distance Accum.	Incr.	Tulip Diagram	Information	Distance Decl.
13	1.25	0.07		blind onto Vindicator Ln. narrows	5.46 0.80
14	1.36	0.11		5-3 FINISH TIME: _____	5.35 0.69
15	1.41	0.05		onto Route 50 - CBS Highway right then right onto Mallon Rd. to return to SERVICE POINT 1-2 - see stage map!	5.30 0.64
16	1.57	0.16		onto Riverhead Rd.	5.14 0.48
17	1.66	0.09		onto narrows Rd.	5.05 0.39
18	1.81	0.15		IDEAL 5-4 START TIME: _____ (onto Irishtown Rd.)	4.90 0.24
Dist. to Next Instr.		0.24			

START 5-3: Brigus			Distance:	6.71 Kms.	Page 38	
START 5-4: Marysvale			Time:	30 Mins.	of 60	
Instr. No.	Distance Accum.	Distance Incr.	Tulip Diagram	Information	Distance Decl.	
19	2.05	0.24				4.66
					0.00	
20	2.23	0.18		5-3 FINISH TIME: _____ : <u>24</u> : <u>04</u>  hour mins secs 22 00 2:04		4.48
21	2.40	0.17		onto Route 60 - CBS Highway (right then right onto Station Rd. to return to SERVICE POINT 5-B - see stage map)		4.31
22	4.24	1.84		Georgetown		2.47
23	6.54	2.30		onto Long Pond Rd.		0.17
24	6.71	0.17		IDEAL 5-4 START TIME: <u>13</u> : <u>51</u> : <u>30</u> hour mins secs		0.00
Dist. to Next Instr.						